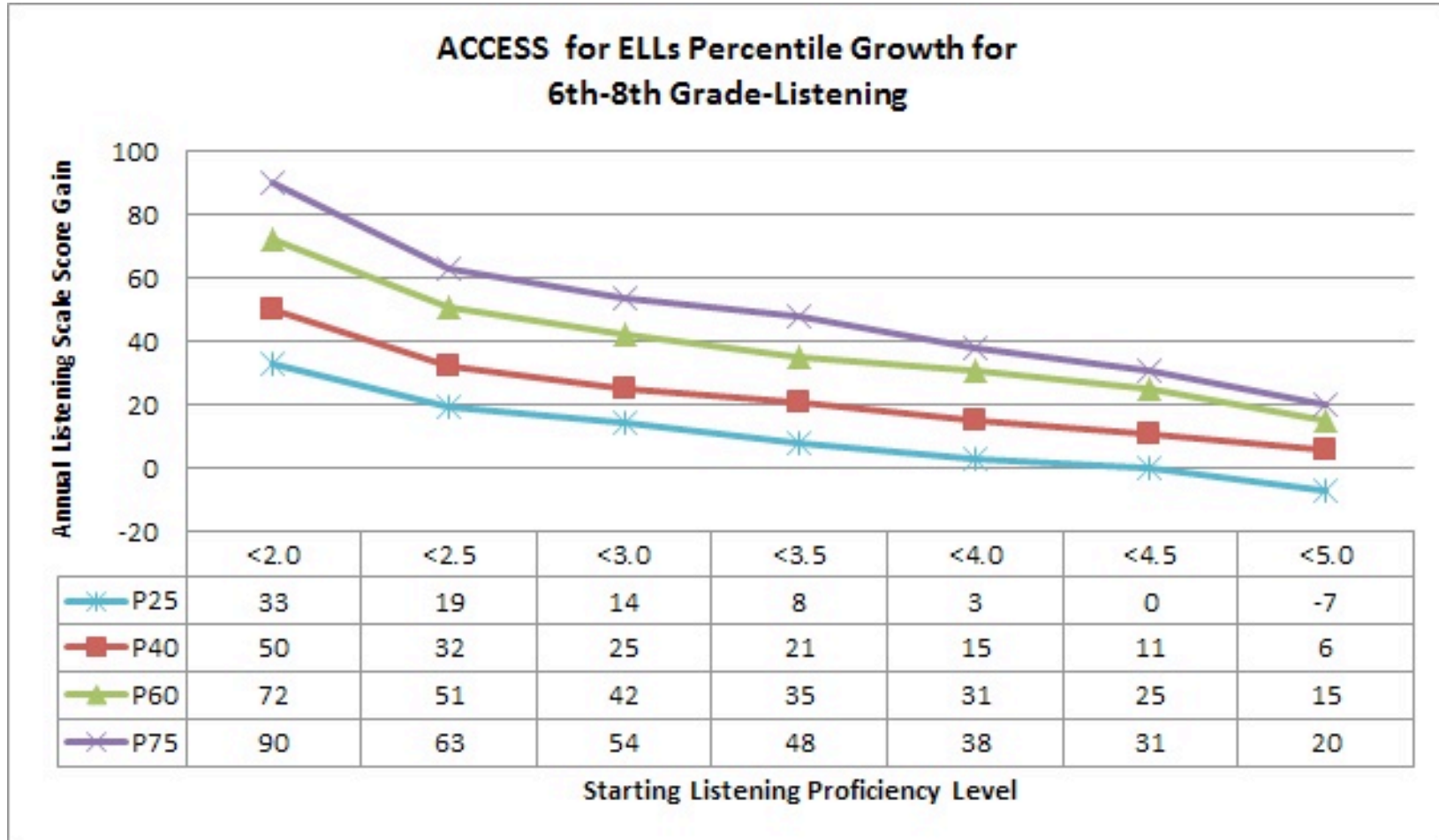
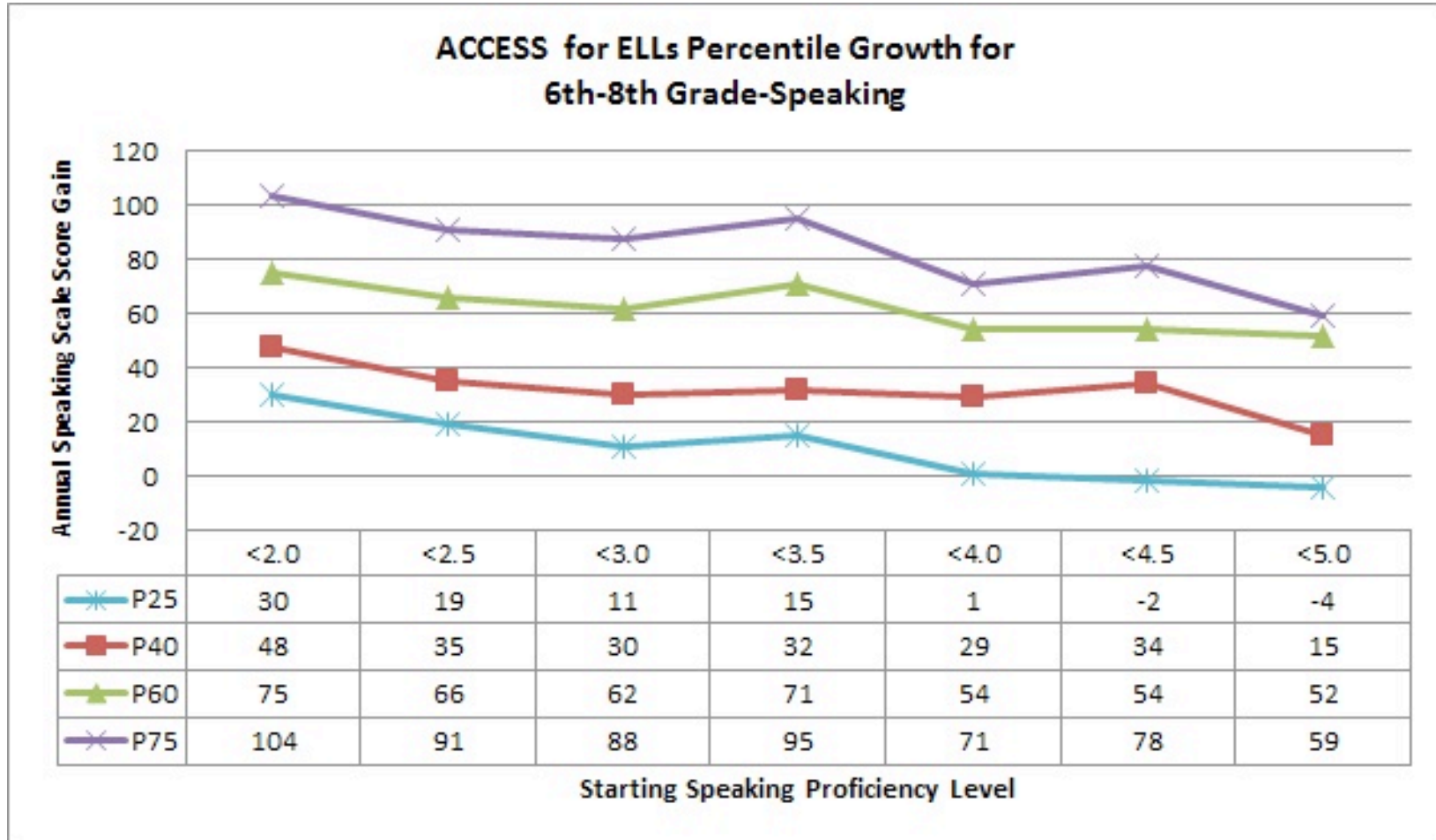


WIDA ACCESS for ELLs ® Percentile Growth  
2009-2010



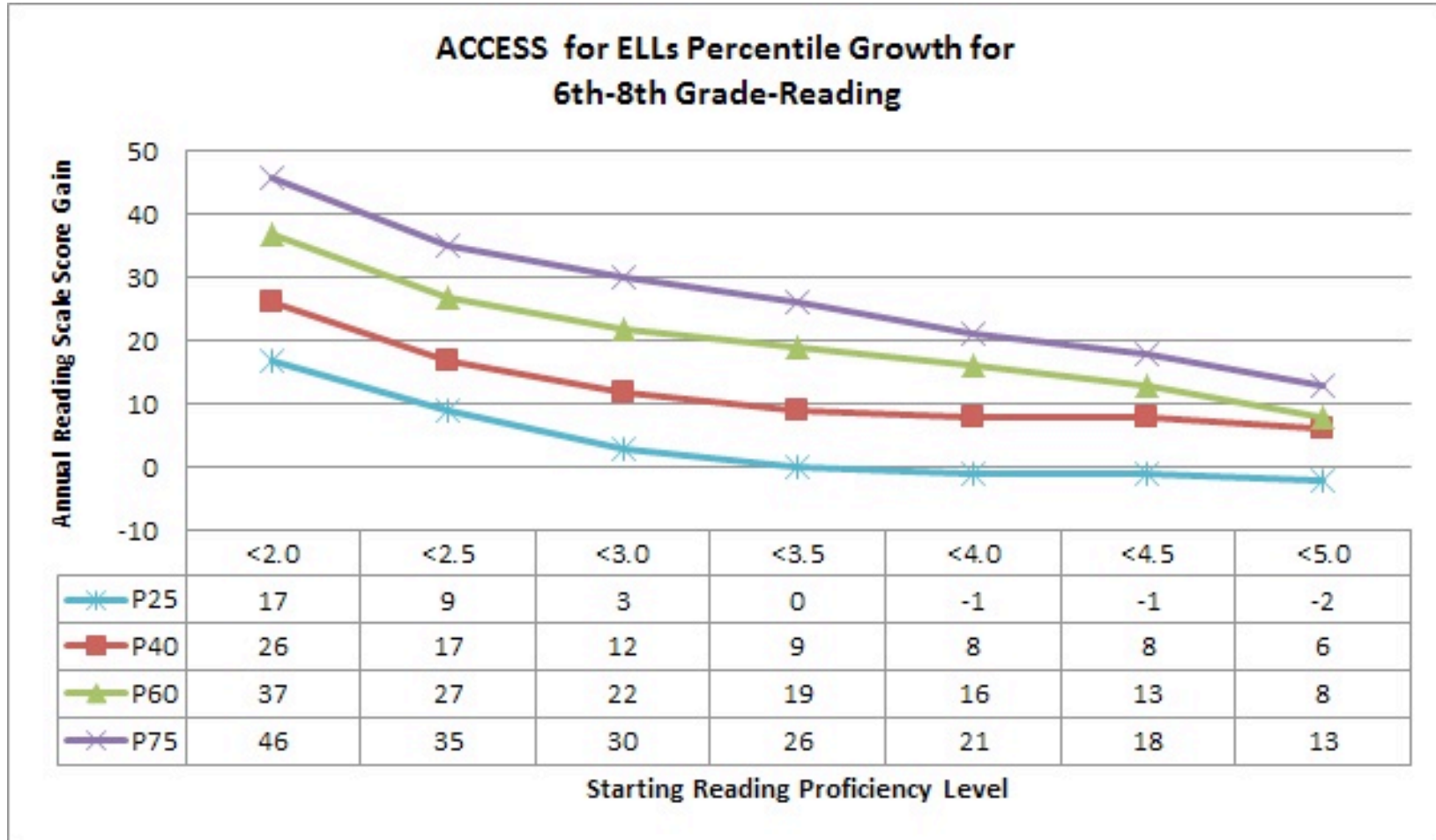
At or above 75th percentile – EXCELLENT GROWTH (above purple)  
 60<sup>th</sup> – 75<sup>th</sup> percentiles – Admirable growth (between green & purple)  
 40<sup>th</sup> – 60<sup>th</sup> percentiles – Average growth ((between red and green)  
 25<sup>th</sup> – 40<sup>th</sup> percentiles – Below average growth (between red and blue)  
 At or below 25<sup>th</sup> percentile – Poor growth (below blue)

WIDA ACCESS for ELLs® Percentile Growth  
2009-2010



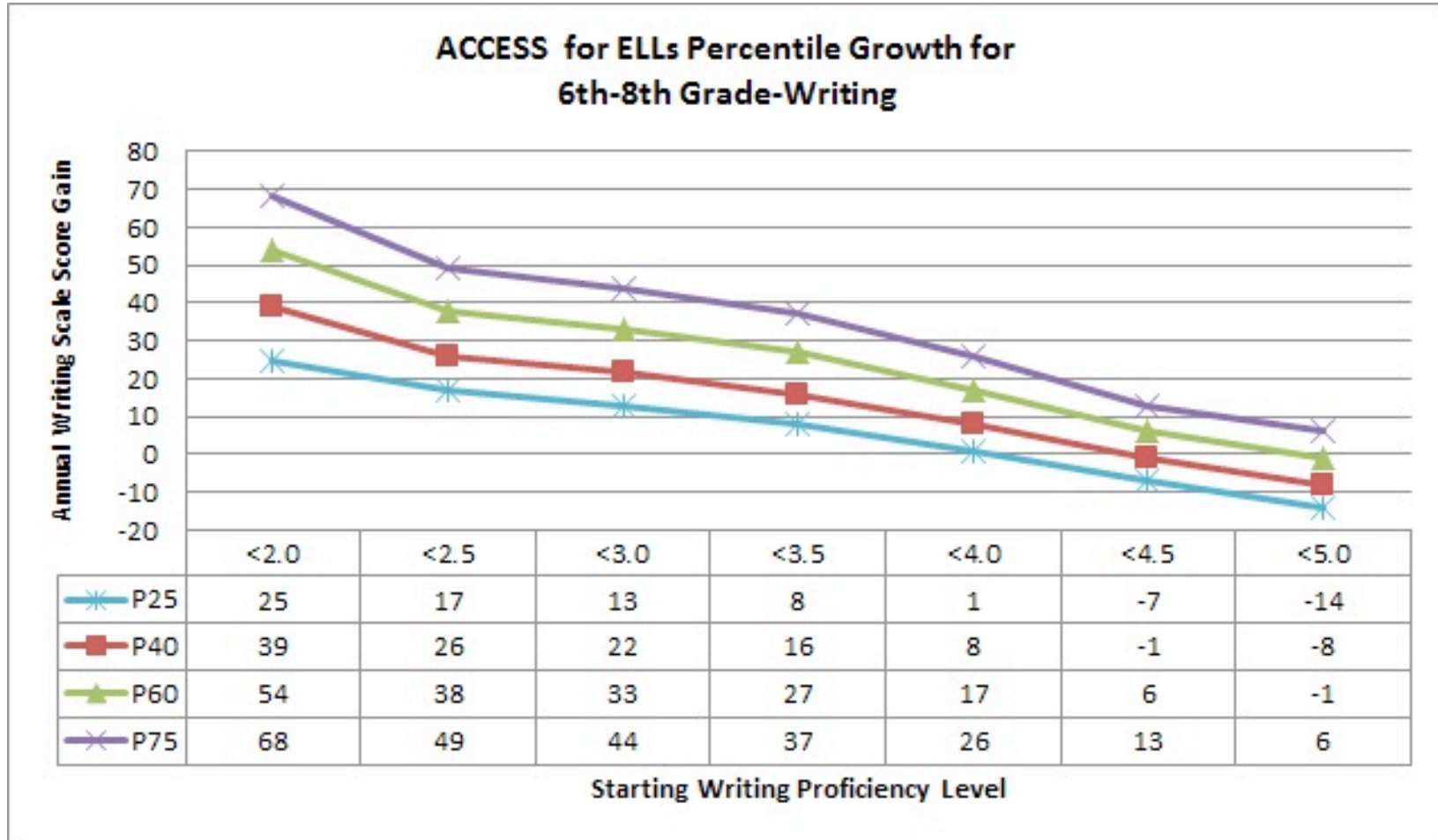
At or above 75th percentile – EXCELLENT GROWTH (above purple)  
 60<sup>th</sup> – 75<sup>th</sup> percentiles – Admirable growth (between green & purple)  
 40<sup>th</sup> – 60<sup>th</sup> percentiles – Average growth ((between red and green)  
 25<sup>th</sup> – 40<sup>th</sup> percentiles – Below average growth (between red and blue)  
 At or below 25<sup>th</sup> percentile – Poor growth (below blue)

WIDA ACCESS for ELLs ® Percentile Growth  
2009-2010



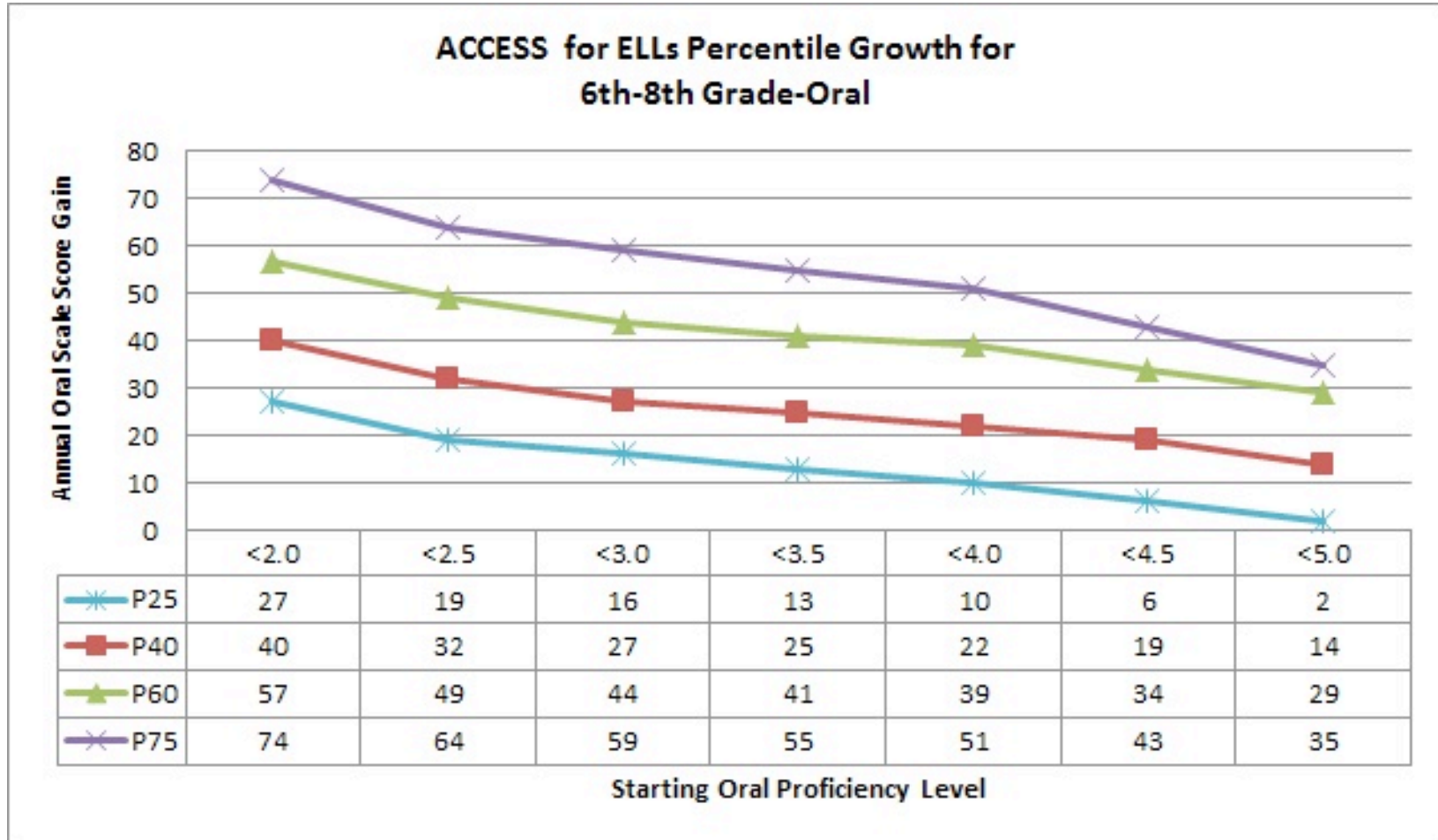
At or above 75th percentile – EXCELLENT GROWTH (above purple)  
 60<sup>th</sup> – 75<sup>th</sup> percentiles – Admirable growth (between green & purple)  
 40<sup>th</sup> – 60<sup>th</sup> percentiles – Average growth ((between red and green)  
 25<sup>th</sup> – 40<sup>th</sup> percentiles – Below average growth (between red and blue)  
 At or below 25<sup>th</sup> percentile – Poor growth (below blue)

WIDA ACCESS for ELLs ® Percentile Growth  
2009-2010



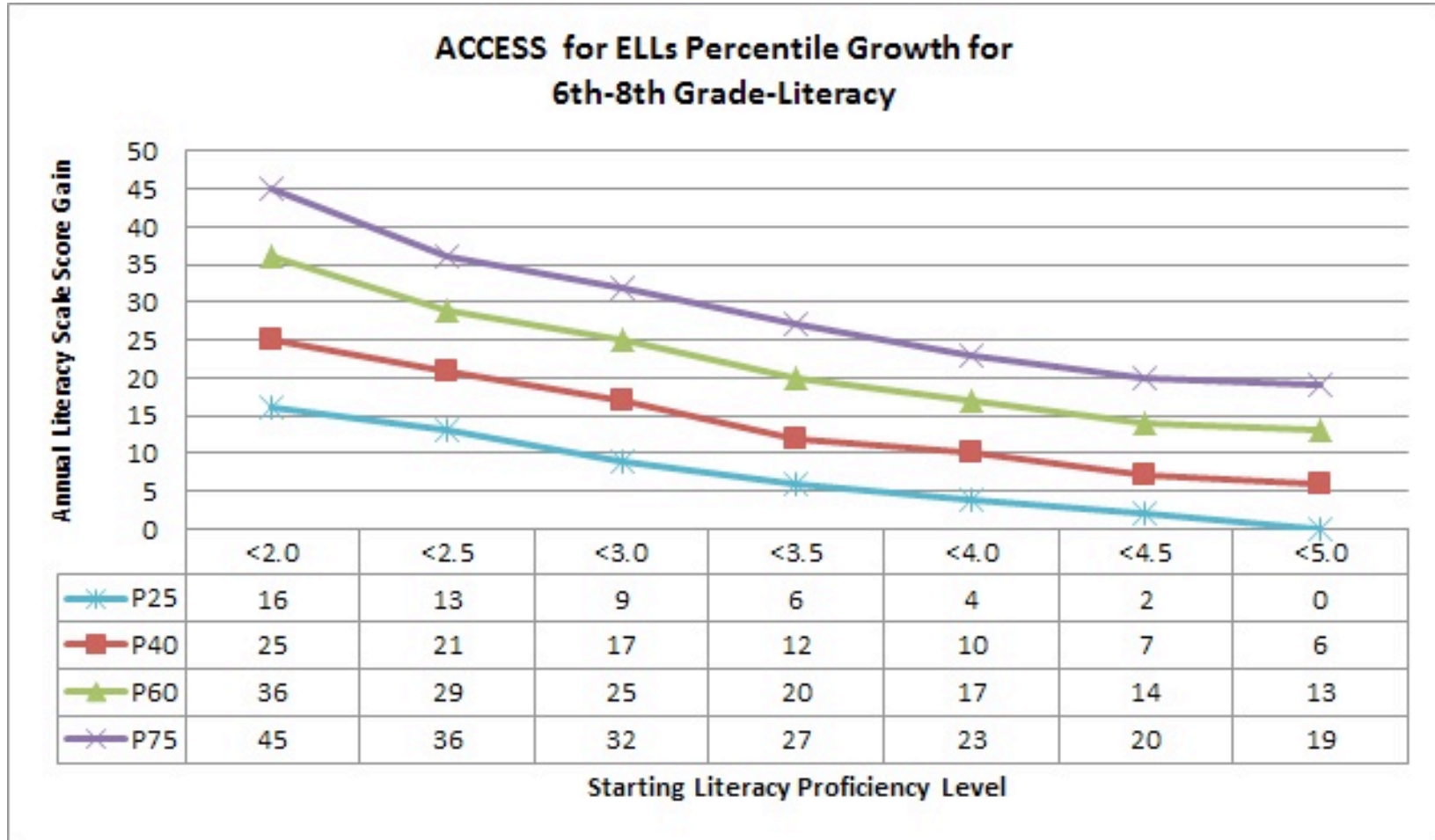
At or above 75th percentile – EXCELLENT GROWTH (above purple)  
 60<sup>th</sup> – 75<sup>th</sup> percentiles – Admirable growth (between green & purple)  
 40<sup>th</sup> – 60<sup>th</sup> percentiles – Average growth ((between red and green)  
 25<sup>th</sup> – 40<sup>th</sup> percentiles – Below average growth (between red and blue)  
 At or below 25<sup>th</sup> percentile – Poor growth (below blue)

WIDA ACCESS for ELLs® Percentile Growth  
2009-2010



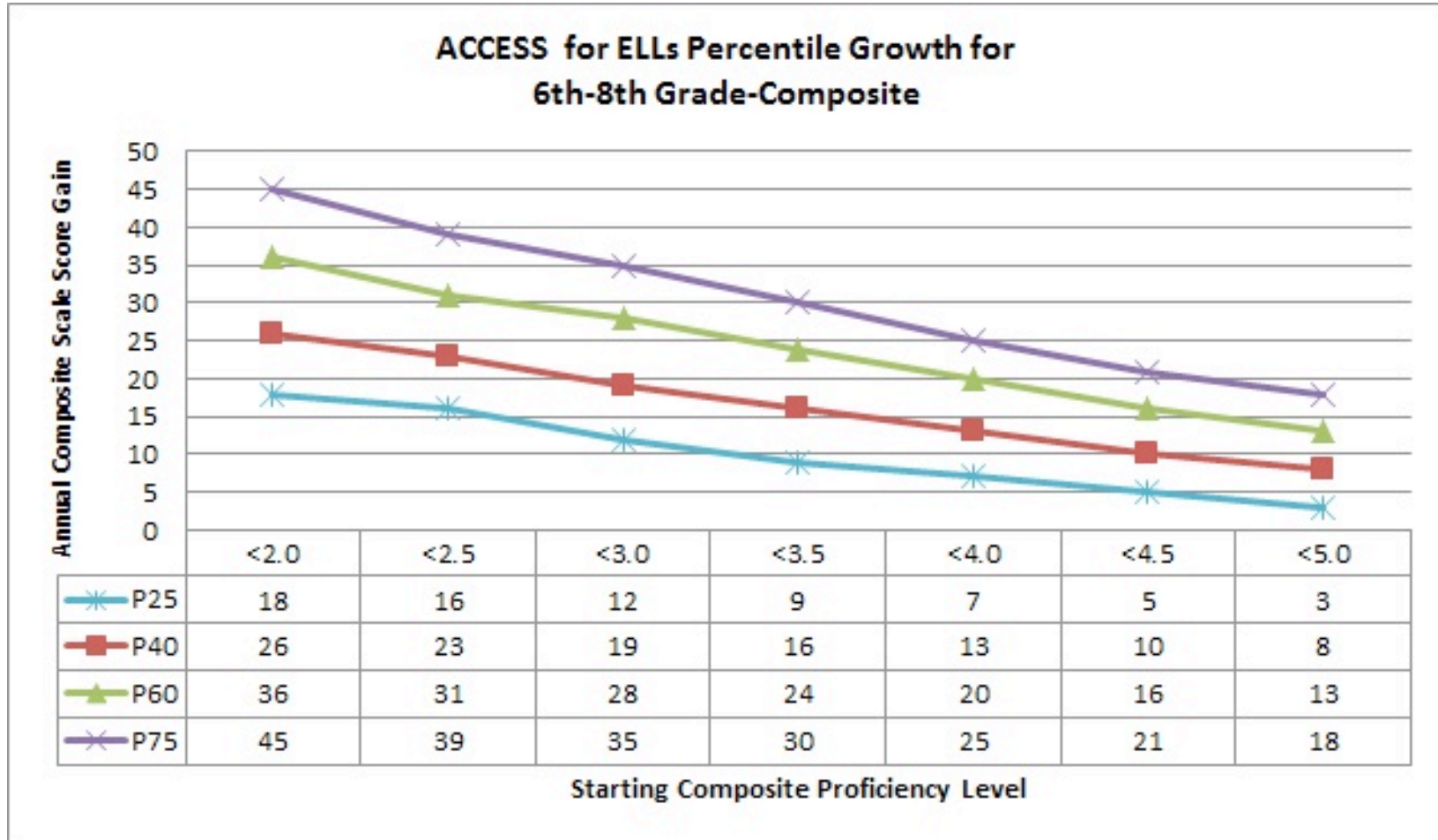
At or above 75th percentile – EXCELLENT GROWTH (above purple)  
 60<sup>th</sup> – 75<sup>th</sup> percentiles – Admirable growth (between green & purple)  
 40<sup>th</sup> – 60<sup>th</sup> percentiles – Average growth ((between red and green)  
 25<sup>th</sup> – 40<sup>th</sup> percentiles – Below average growth (between red and blue)  
 At or below 25<sup>th</sup> percentile – Poor growth (below blue)

WIDA ACCESS for ELLs ® Percentile Growth  
2009-2010



- At or above 75th percentile – EXCELLENT GROWTH (above purple)
- 60<sup>th</sup> – 75<sup>th</sup> percentiles – Admirable growth (between green & purple)
- 40<sup>th</sup> – 60<sup>th</sup> percentiles – Average growth ((between red and green)
- 25<sup>th</sup> – 40<sup>th</sup> percentiles – Below average growth (between red and blue)
- At or below 25<sup>th</sup> percentile – Poor growth (below blue)

WIDA ACCESS for ELLs ® Percentile Growth  
2009-2010



- At or above 75th percentile – EXCELLENT GROWTH (above purple)
- 60<sup>th</sup> – 75<sup>th</sup> percentiles – Admirable growth (between green & purple)
- 40<sup>th</sup> – 60<sup>th</sup> percentiles – Average growth ((between red and green)
- 25<sup>th</sup> – 40<sup>th</sup> percentiles – Below average growth (between red and blue)
- At or below 25<sup>th</sup> percentile – Poor growth (below blue)