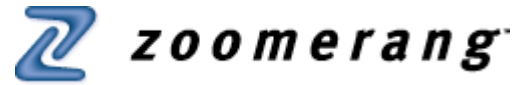


2011 School Improvement Survey for Elementary Parents

Results Overview



Date: 6/14/2011 7:02 PM PST

Responses: Completes

Filter: No filter applied




Please answer the questions below and click the SUBMIT button at the bottom of the page to send your answers.
Thank you for participating in our survey.

1. My oldest elementary child attends _____ Elementary School.



Asa Packer		65	15%
Calypso		29	7%
Clearview		9	2%
Donegan		0	0%
Farmersville		68	16%
Fountain Hill		14	3%
Freemansburg		8	2%
Governor Wolf		57	13%
Hanover		33	8%
James Buchanan		23	5%
Lincoln		6	1%
Marvine		1	0%
Miller Heights		69	16%
Spring Garden		42	10%
Thomas Jefferson		8	2%
William Penn		1	0%
Total		433	100%

2. My oldest elementary child is in grade _____.






K		42	10%
1		44	10%
2		60	14%

3		78	18%
4		118	27%
5		91	21%
Total		433	100%

3. My oldest elementary child is a _____.

Girl		199	46%
Boy		234	54%
Total		433	100%

4. I describe my oldest elementary child as _____.

African-American		8	2%
Asian		17	4%
White, Not Hispanic		350	81%
Hispanic		28	6%
Pacific Islander		0	0%
Native American		0	0%
Multi-Race		30	7%
Total		433	100%

5. Please answer (1) agree, (2) disagree, or (3) not sure to each of the questions to best describe your students' feelings about class/school.

Top number is the count of respondents selecting the option. Bottom % is percent of the total respondents selecting the option.	Agree	Disagree	Not Sure
My child likes to learn.	424 98%	4 1%	5 1%
My child thinks school is fun.	347 80%	53 12%	33 8%
Doing well in school is important to my child.	409 94%	9 2%	15 3%
My child feels safe at school.	402 93%	13 3%	18 4%

My child's math assignments are rigorous/challenging.	274 63%	120 28%	39 9%
My child is a leader.	240 55%	107 25%	86 20%
My child definitely plans to go to college one day.	359 83%	5 1%	69 16%
My child's homework helps him/her do well in school.	304 70%	80 18%	49 11%
My child's school makes it easy for my child to "fit in."	321 74%	44 10%	68 16%
My child's reading assignments are rigorous/challenging.	264 61%	121 28%	48 11%
My child's writing assignments are rigorous/challenging.	279 64%	108 25%	46 11%
My child learns better when he/she use a computer.	163 38%	97 22%	173 40%
I think my child will be successful in school next year.	392 91%	5 1%	36 8%
My child feels welcome at school.	399 92%	15 3%	19 4%

[Products & Services](#) | [About Us](#) | [Support/Help](#) | [Zoomerang Forums](#)

© 2011 Copyright MarketTools Inc. All Rights Reserved. | [Privacy Policy](#) | [Terms Of Use](#)